



Pozzani Pure Water Plc  
Warwick Road  
Fairfield Industrial Estate  
Louth  
Lincolnshire LN11 0YB  
Telephone: 0845 165 1250  
Telephone: (01507) 608100  
Fax: (01507) 608090  
email:enquiries@pozzani.co.uk  
www.pozzani.co.uk

**pozzani®**  
Water Treatment Products

# KITCHEN SPRING RIX250 SYSTEM

## INSTALL A POZZANI KITCHEN SPRING RIX250..... AND TASTE THE DIFFERENCE



Nutritionists encourage us to drink several litres of water a day for healthy living, however, tap water can frequently be unappetising with unpleasant tastes and smells which arise from the processes and chemical treatments by water companies or from other sources. The safe, simple and economical answer is to fit Pozzani's compact RIX250 system. It restores the natural taste to water..... Tea, coffee and cordials taste as they should, while water straight from the system will be hard to distinguish from still bottled water. The Pozzani improves more than just the taste, the 5 stage filtration system greatly reduces a broad spectrum of pollutants whilst leaving the useful minerals largely intact.

The system has been thoroughly tested and approved, it conforms to BS 6920 and the SIX monthly cartridge change ensures complete safety.

Pozzani is one of the brand leaders in pressurised water filtration systems, the Kitchen Spring RIX250 incorporates many features often not found in other systems.

### SYSTEM

- Produces 2.5 litres of filtered water per minute
- Choice of tap
- Simple installation - even in confined spaces
- 5 stage cartridge
- All fittings provided in pack
- 3 year guarantee (except cartridge)

### MAINTENANCE

- Safe cartridge change interval
- Low cost replacement cartridges
- Postal reminder system
- Very easy cartridge change procedure
- First class technical support

<b>Housing Dimensions (with bracket and connectors)</b>	Height 270mm
	Width 90mm
	Depth 100mm

## INSIDE THE RIX250 (RECYCLABLE) CARTRIDGE

### FIVE STAGE FILTRATION SYSTEM

- Stage One**  
1 micron fabric screen.
- Stage Two**  
Lower bed compacting plate with screen.
- Stage Three**  
Multi-media filter bed for chlorine, metal and hardness reduction.
- Stage Four**  
Secondary filtration screen (1 micron).
- Stage Five**  
High quantity carbon block (1 micron) for chlorine, dissolved organic chemical removal and final polish.

## RIX250 CARTRIDGE PERFORMANCE

TYPICAL PERFORMANCE	
POLLUTANT	%
<b>MECHANICAL FILTRATION</b>	
Suspended Solids down to 1 micron	98 %
<b>CARBON &amp; BLOCK CARBON</b>	
Chlorine	98 %
Dissolved Organic Matter, e.g. Pesticides Solvents THM's, TCE's, PCB's	95 %
<b>ION EXCHANGE</b>	
Lead	85 %
Aluminum	90 %
Copper	85 %
Cadmium	70 %
Iron	95 %


## CARTRIDGE OPTIONS      The Kitchen Spring has a range of cartridges to meet your water filtration requirements

CODE	CARTRIDGE TYPE	STAGES	PERFORMANCE
<b>Recyclable Cartridge</b>			
RIX250	Recyclable Carbon and ion exchange	5 stage filtration	As RIX250 Performance Table (shown above right)
<b>Other Cartridges available but Non-Recyclable</b>			
IX250	Carbon and ion exchange	4 stage filtration	As RIX250
IX250P	Carbon and ion exchange with anti scale	4 stage filtration + anti scale	As RIX250 + reduces scale
CA250	Chloramine removal	4 stage filtration	As RIX250 but removes chloramine instead of chlorine
CA250P	Chloramine removal with anti scale	4 stage filtration + anti scale	As RIX250 but removes chloramine instead of chlorine + scale
CX250	Carbon	3 stage filtration	As RIX250 but does not demineralise water
CX250P	Carbon with anti scale	3 stage filtration + anti scale	As RIX250 but does not demineralise water + reduces scale
IX200	Carbon and ion exchange	4 stage filtration	As RIX250 + removes sediment
IX200-LP	Carbon and ion exchange for low pressure	4 stage filtration	As RIX250 + removes sediment + for low water pressure areas

## THE CHOICE OF TAP IS YOURS! Whatever your decor, Pozzani offers a range of tap to suit


- 1 Touch Taps** come in various metal and ceramic painted finishes, chromium is as standard (shown in main image above).  
ALL colours in the Touch Tap range are available with regular or long reach 360° swiveable spouts. Please specify *colour* and *spout size* when ordering.
- 2 Quarter Turn Taps** are available in the colours specified for each design shown below. The Claw design come with a long reach spout, the Baseball Bat, Button and Disc designs use a regular swan spout. All spouts rotate 360°. Please specify *design* and *colour* when ordering.
- 3 Three Way Monobloc Tap** is installed for mains hot and cold water supply use and also for the dispensing of the filtered water. It needs to be fitted by a plumber. The Pallas tap is available in chrome, white and bronze. Please specify *colour* when ordering.

### 1 Touch Taps



#### Metallic Finish

- 1 Polished Brass
- 2 Brushed Chrome
- 3 Brushed Nickel
- 4 Satin Nickel
- 5 Polished Nickel
- 6 Antique Brass
- 7 Brushed Stainless



#### Painted Finish

- 8 White
- 9 Brown
- 10 Almond


### 3 Three Way Monobloc Tap



**Pallas** Chrome, White, Bronze

### 2 Quarter Turn Taps

#### Baseball Bat



Chrome

#### Button




Chrome  
Satin  
Brass

#### Disc



Chrome  
Satin/Chrome  
Stainless  
Steel

#### Claw



Chrome

## INSTALLATION is simplicity itself...

The new Pozzani Kitchen Spring RIX250 has been designed for simple yet secure installation. There is no need to cut your cold water pipe. The connection kit is suitable for 12mm to 15mm copper pipe. Plastic and other pipe materials can be adapted to make the connection - details from Pozzani. **All systems are supplied complete and come with full fitting instructions.**

### STEP ONE: Tap Fitting

After selecting the position for the tap all you have to do is drill a 12mm (7/16") hole in the sink or work surface. Insert the threaded tail of the fountain tap through the hole and secure with the washers and locking nut provided.

### STEP TWO: Fitting the Housing

Secure the housing to a vertical surface by using the two self tapping screws provided.

### STEP THREE: Connecting the Saddle Valve

A saddle valve with non-return device is included with the pack, this is a clamp-on connector to the cold water pipe. A simple screw-in piercing device makes the connection (you do not need to cut the pipe). The screw-in T bar also acts as a shut off valve and flow regulator.

### STEP FOUR: Connecting the Pipes

Follow the simple instructions included noting the sequence for connecting the colour coded push-in connectors and tubing.

Commission the system - check there are no leaks.

**The Kitchen Spring RIX250 is now ready to run!**

